

• TEACHING THE BRAIN TO READ •

INTERVENTIONS FOR READING FLUENCY

Grade 3+

1

PRACTICE

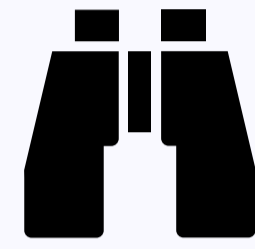
Practice rapid naming of familiar words using flashcards, word walls, or speed drills.



2

SPOT

Teach students to spot compound words.



3

LOCATE

Locate all high frequency words in a passage and highlight them to encourage rapid word recognition.



4

TEAM


Team up students to take turns reading passages.



5

MODEL


Assign reading buddies from upper grades to model fluent reading.



6

RECORD

Record reading to allow students to self-monitor and try to beat previous accuracy and time results.



7

ACT

Have students act out scenes from a play to practice reading smoothly and with expression.



8

GUIDE

Guide groups in oral reading using plays, nursery rhymes, or poetry in rounds.



9

MAD MINUTE

Increase the number of words read over a specific time period, using one minute reading probes and recording and tracking results.



10

WORD PAIRS

Use flash cards to improve rapid recognition of similar word pairs (ie. bit/bite).

